

## Original Article

## Investigation and Comparison of Volume and Chemical Compositions of *Ferula assa-foetida* L. Root Essential Oil under Farm and Natural Habitat Conditions

Alireza Ghasemi Arian<sup>1\*</sup>, Mohammad-Bagher Rezaee<sup>2</sup> and Hosein Rohani<sup>1</sup><sup>1</sup>Khorasan Razavi Agricultural and Natural Resources Research and Education Center, AREEO, Mashhad, Iran<sup>2</sup>Department of Medicinal Plants & By-products, Research Institute of Forest and Rangelands, Tehran, Iran

Article History: Received: 16 June 2021/Accepted in revised form: 18 November 2021

© 2012 Iranian Society of Medicinal Plants. All rights reserved.

### Abstract

*Ferula assa-foetida* L. (Apiaceae) (Anguzeh in Farsi) is a medicinal plant which its gum used in medicine. First Agricultural Research, Education, and Natural Resource of Khorasan Razavi Center cultivated seeds of *F.assa-foetida* on the farm in 2002. Then we selected two root samples, one from the farm and the other from the natural habitat of *F.assa-foetida* (Chah-sokhteh, Sabzevar, Iran) in 2020. Then, we extracted essential oil of both root samples using the hydro-distillation method and they were analyzed by capillary gas chromatography and mass spectrometric detections. Result showed that the average volume of E.oil of Anguzeh root (v/w) for nature and farm samples was 0.26% and 0.17%, respectively. Nature and farm E.oils contain 21 and 19 chemical compounds, respectively. Also, the highest percentage of chemical compounds in root E.oil was related to Borneol, which was 37.84% and 33.79%, respectively, for nature and farm samples. In addition, the sum of three chemical compounds including Borneol, P-mentha-1,5-dien-8-ol, and  $\alpha$ -guaiene in E.oils of nature and farm accounted for 75.97% and 77.70% respectively. Another result showed that the percentage of p-mentha-1,5-dien-8-ol (3.44%) and  $\alpha$ -guaiene (2.34%) in the E.oil of the farm were higher a little bit than the nature sample. Also, 6 chemical compounds such as Camphene, Cis-sabinene hydrate, Cis-carveol, Germacrene B,  $\gamma$ -eudesmol, and 4-cuprenen-1-ol found in root E.oil in nature sample while they were not found in the farm sample. Instead,  $\alpha$ -terpinene-7-al, 9-epi-(E)-caryophyllene, and Spathulenol were found in the E.oil of the farm, but they were not in the nature sample E.oil.

**Keywords:** *Ferula assa-foetida*, Essential oil, GC/MS analysis

### Introduction

In many countries, over-exploitation is essentially a local problem, sometimes reaching the national level. One alternative is to domesticate and cultivate medicinal plant species that increasing the supply and potentially helping to reduce pressure on natural habitats [1]. Today, farmers in most countries are taming medicinal plants to protect endangered species [2]. One of the most important goals of taming medicinal plants is easy to access to plant raw materials and reducing the pressure of collecting and exploiting the natural habitats [3]. Most medicinal plants have different production compared with their natural habitat when they grow on the field. In the domestication process of medicinal plants, evaluation of qualitative and quantitative changes of active ingredients is necessary after transfer from nature to farm conditions [4]. One of

the endemic plants of Iran whose gum has medicinal and industrial properties is *F.assa-foetida* from Apiaceae family [5]. Other names for *F.assa-foetida* are Anguzeh (Farsi); asafetida (Spanish); awei (Chinese); aza (Greek); ferule persique or merde dudiabile (French); haltit or tyib (Arabic); hing (Hindi); stinkasant or teufelsdreck (German) [6].

The genus *Ferula* consists of about 130 species worldwide with thirty species found in Iran, of which fifteen are endemics [5]. Most *Ferula* species have phytochemical and biological properties [7]. Phytochemical analyses of *Ferula* spp. have confirmed the presence of sesquiterpene coumarins [8,9], sesquiterpenes [10,11], sulfides and volatile oils [12,13]. The exuded substance (gum) by this plant is locally known as “Anguzeh” and it has been traditionally used for the treatment of a vast range of diseases (urinary,

\*Corresponding author: Khorasan Razavi Agricultural and Natural Resources Research and Education Center, AREEO, Mashhad, Iran  
Email Address: agha572@yahoo.co.uk

gastrointestinal and respiratory infections, and epilepsy), as well as an aphrodisiac, an emmenagogue, and also to treat snake and insect bites, with the best-documented folk use being the management of intestinal worm infections [14,15]. There are several reports on the pharmacological activities of *F.assa-foetida* such as antiviral (HSV, HRV, H1N1, HIV), antispasmodic, hypotensive, and antidiabetic [16]. One of the characteristics of its E.oil is the existence of volatile sulfide constituents, a type of non-ubiquitous compounds with significant pharmacological effects [17,18].

Since there was no report about the quality and quality chemical compositions of the E.oil extracted from the root of Anguzeh plant which was grown under field conditions, therefore, we conducted a study to compare the volume and chemical composition of E.oils obtained from the farm and natural habitat.

## Material and Methods

### Plant Material

In the summer of 2002, Agricultural Research, Education, and Natural Resource of Khorasan Razavi Center collected ripe seeds of *F.assa-foetida* from nature and sowed them in flat furrows in winter of 2002 [19]. The Planting distance and depth of seeds were 50 and 5 cm, respectively, and the seeds were grown under rain-fed conditions. The seeds germinated in April 2003 and seedlings developed and their roots matured sufficiently through these years. For comparison of the quality and quantity of E.oil of Anguzeh root grown in the farm with Anguzeh grown in nature, in April 2020 two samples of the root of *F.assa-foetida* collected. Because *F.assa-foetida* is a perennial hemicryptophyte species, hence we collected two 7-year-old roots of *F.assa-foetida*. One sample from Chah-Sokhteh of Sabsevar city (longitude: 58° 00' 01" E; latitude: 35° 46' 48" N; altitude: 1500 m above sea level), and the other sample from the farm of Khorasan Razavi Agricultural and Natural Resource Research and Education Center (longitude: 59° 38' 22" E; latitude: 36° 13' 21" N; altitude: 990 m above sea level) (Fig. 1). Both areas are in Khorasan Razavi province, Iran. Then the samples were transferred to the medicinal plants laboratory of Khorasan Razavi Agricultural Research Center to extract their E.oils.

### Isolation of the Essential Oils

For isolation of the E.oil from root samples, 300 g of Anguzeh fresh root was selected from each sample and milled using a mill (Model PX-MFC90D) according to following analysis [20]. The E.oil extraction operation

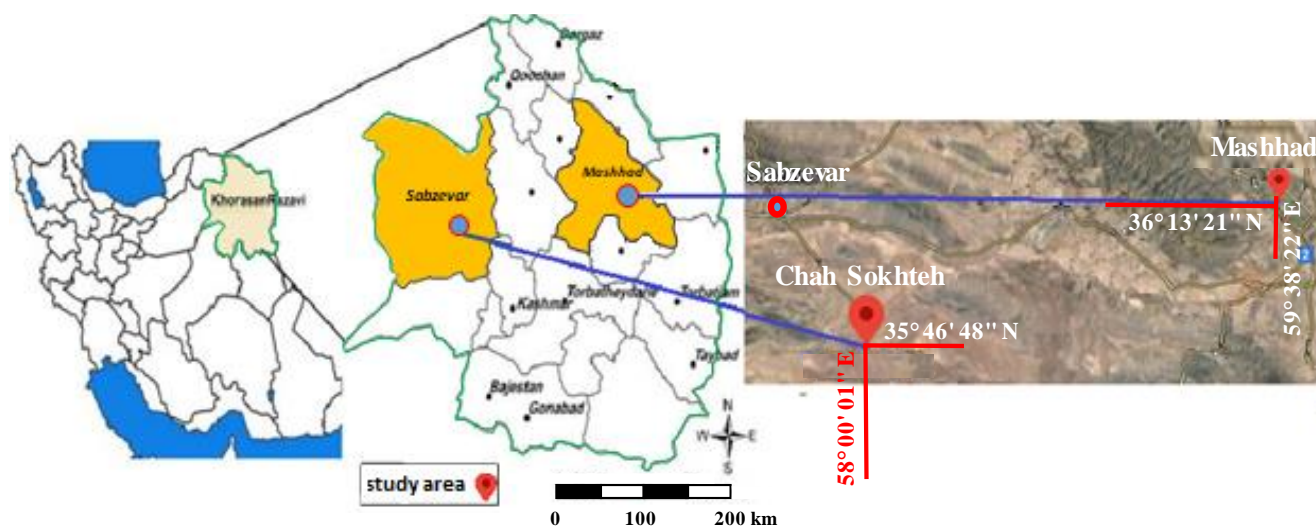
was performed by a Clevenger-type apparatus based on hydro-distillation (European pharmacopeia, 1998). The duration of the distillation was done for 1.5 hours. This experiment was carried out with three replications and the average weight and volume of E.oils were calculated for each sample (Table 1). Then the E.oils were kept in a dark glass vial at 4 °C for GC-MS examinations.

### Gas Chromatography

GC analyses were performed using gas chromatography, Agilent 7890A GC system for identification of the compositions of two E.oil samples. The E.oils were analyzed by GC-MS, Thermo-UFT model, in the central laboratory of Research Institute of Forest and Rangelands, Tehran, Iran. Profile column machine brand HP-5, capillary column, manufactured by Agilent @ J&W™ HP-5 Scientific with Length of 30 m, an inner diameter of 0.25 mm (ID), film thickness: 0.25 µm. The inner surface of the stationary phase material is covered Phenyl Dimethyl Siloxane 5%. Column temperature program: initial temperature 60 °C to start the final temperature of 220 °C. The initial 3 °C per minute to be added and then injected into the chamber to a temperature of 260 °C. Rate: 20 °C/min, hold time: 10 min. Inlet temperature: 260 °C, Split ratio: 40:1. Injection volume: 0.1 µL. Carrier gas: Nitrogen, Flow rate: 0.7 ml/min. Detector (FID) temperature: 260 °C. The carrier gas inlet pressure to the column: helium with a purity of 99/99% of the inlet pressure to the column equal to 5/1 kilogram per square centimeter is set [21].

### Gas Chromatography-Mass Spectrometry

GC-MS analysis is performed on an Agilent 7890A/5975C GC-MS system equipped with a DB-5 fused silica column (30 m × 0.25 mm i.d., film thickness 0.25 µm). The oven temperature is programmed as follows: the initial temperature of 60 °C is immediately increased to 220 °C at a rate of 3 °C/min; subsequently the temperature is increased to 260 °C at 20 °C/min and held at this temperature for 3 min. The injector and transfer line temperature are 260 and 280 °C, respectively; carrier gas is helium with a linear velocity of 30.6 cm/s; split ratio 1:100, ionization energy 70 eV, scan time 1s, mass range 30–340 a.m.u. The identity of the volatile oil composition was established from their GC retention indices, relative to C7-C25 n-alkanes standards mixture, and by comparison of their mass spectra and retention indices with those reported in the literature [22, 23] and by computer matching with the Wiley 5 and NIST mass spectra library, whenever possible, by co-injection with standards available in the laboratories. Also, the identified compositions of the E.oils were recorded.



**Fig. 1** Sample collection sites

## Results

The results showed that *F. assa-foetida* root E.oil has a bright red color and a sulfurous pungent odor. The highest average of weight and volume of the E.oil extracted from the root of *F. assa-foetida* were observed from nature (Table 1).

These compounds belong to four major chemical groups including terpenes, alkanes, ester, and ethers (Table 2). The chemical composition of E.oil from *F. assa-foetida* root for nature and farm samples was identified 99.90% and 99.91% respectively.

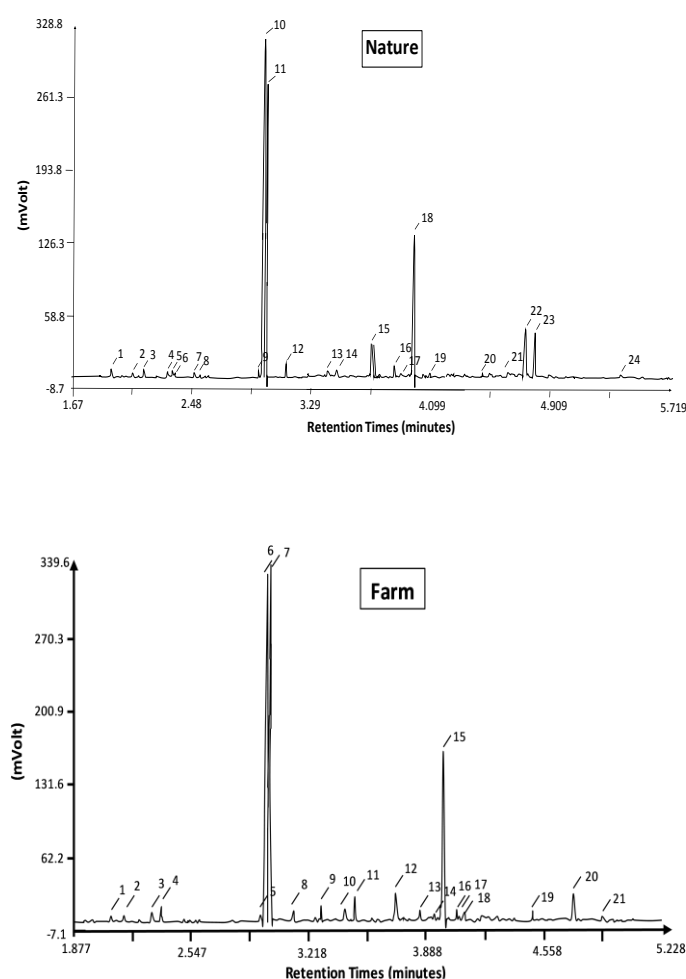
The identified compositions and their percentage were shown in Table 2, where the compositions were listed in order of their elution on the HP-5MS column. As it is clarified, the sum of three chemical compound of Borneol, P-mentha-1,5-dien-8-ol, and  $\alpha$ -guaiene in Anguzeh root E.oil for nature and farm samples were 75.97% and 77.70 % of E.oil volume, respectively (Fig. 3 and 4).

The highest amount of chemical compound in Anguzeh root E.oil was related to Borneol, which was 37.84% and 33.79%, respectively, for nature and farm samples.

In addition, the amount of p-mentha-1,5-dien-8-ol (3.44%) and  $\alpha$ -guaiene (2.34%) in the E.oil of the farm sample were higher a little bit than the nature sample (Fig. 3 and 4).

Also, we found 6 chemical compounds such as Camphene, Cis-sabinene hydrate, Cis-carveol, Germacrene B,  $\gamma$ -eudesmol, and 4-cuprenen-1-ol in Anguzeh root E.oil in nature sample, while they were not found in the farm sample (Fig. 5)

Instead  $\alpha$ -terpinene-7-al, 9-epi-(E)-caryophyllene, and Spathulenol were found in the E.oil sample of the farm. However, they were not found in the nature sample (Fig. 6).



**Fig. 2** Gas Chromatogram (GC-MS) of E.oil of *Ferula assa-foetida* L. root (Nature & Farm samples)

**Table 1** Weight and volume of E.oil per 300 g of fresh *F. assa-foetida* L. root for samples collected from nature and farm

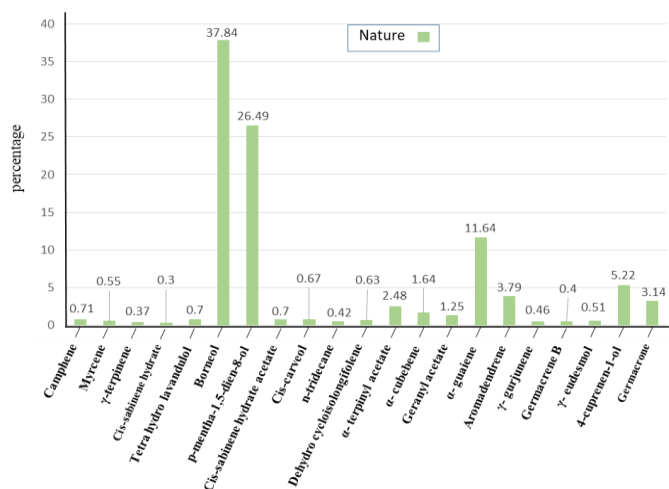
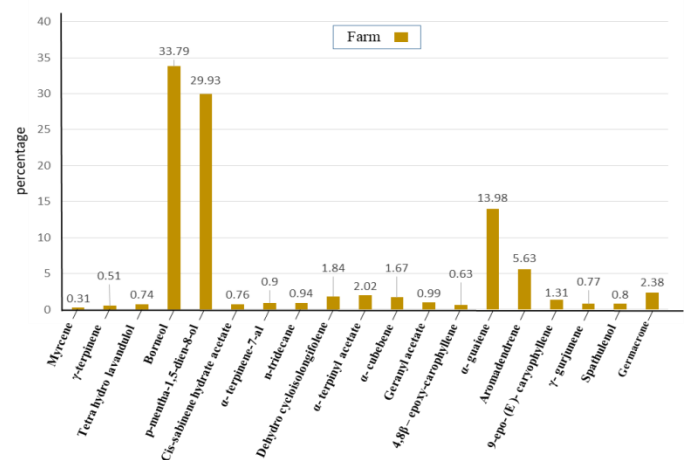
Sample name	Root wet weight (g)	E. oil weight (g)	Volume of essence (ml)	[E.oil weight (g)/ Root dry weight (g)] * 100 or (v/w)
Nature	300	0.7835	0.80	0.26 %
Farm	300	0.5093	0.52	0.17 %

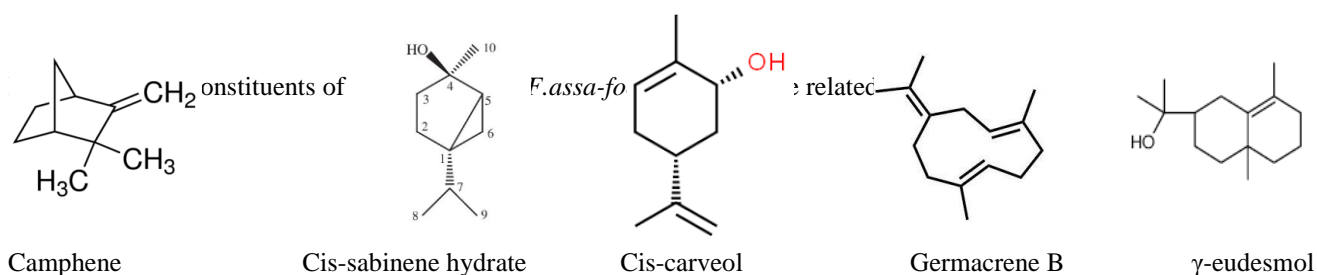
GC–MS analysis for *F.assa-foetida* root E.oil showed that there are 21 and 19 chemical compounds in nature and farm samples, respectively (Fig. 2).

**Table 2** Comparison of percentages and compositions of root E.oils in *F. assa-foetida* L. for natural and field samples

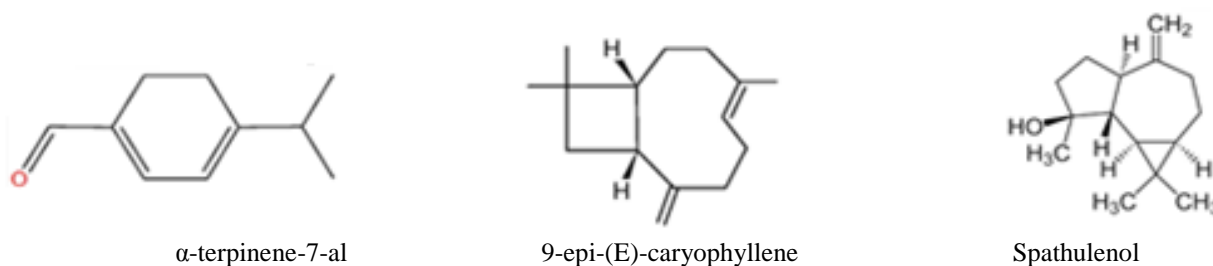
Compounds name	Main chemical compound	Retention index (RI)*		Nature	Farm
		(%)	(%)		
Camphene	Terpene	940		0.71	-
Myrcene	Terpene	984		0.55	0.31
$\gamma$ -terpinene	Terpene	1050		0.37	0.51
Cis-sabinene hydrate	Terpene	1063		0.30	-
Tetra hydro lavandulol	Terpene	1157		0.70	0.74
Borneol	Terpene	1162		37.84	33.79
p-mentha-1,5-dien-8-ol	Terpene	1166		26.49	29.93
Cis-sabinene hydrate acetate	Terpene	1218		0.70	0.76
Cis-carveol	Terpene	1223		0.67	-
$\alpha$ -terpinene-7-al	Terpene	1284		-	0.90
n-tridecane	alkane	1301		0.42	0.94
Dehydro cycloisolongifolene	Terpene	1317		0.63	1.84
$\alpha$ -terpinyl acetate	Terpene	1345		2.48	2.02
$\alpha$ -ubebene	Terpene	1348		1.64	1.67
Geranyl acetate	ester	1379		1.25	0.99
4,8 $\beta$ -epoxy-carophyllene	ether	1426		-	0.63
$\alpha$ -guaiene	Terpene	1437		11.64	13.98
Aromadendrene	Terpene	1439		3.79	5.63
9-epi-(E)-caryophyllene	Terpene	1463		-	1.31
$\gamma$ -gurjunene	Terpene	1475		0.46	0.77
Germacrene B	Terpene	1559		0.40	-
Spathulenol	Terpene	1576		-	0.80
$\gamma$ -eudesmol	Terpene	1631		0.51	-
4-cuprenen-1-ol	Terpene	1691		5.22	-
Germacrene	Terpene	1692		3.14	2.38

\*RI, Retention indices relative to C7-C25 n-alkanes on a HP-5MS capillary column

**Fig. 3** Identified constituents of root E.oil in the *F. assa-foetida* L. for sample related to nature**Fig. 4** Identified constituents of root E.oil in the *F. assa-foetida* L. for sample related to farm



**Fig. 5** The molecular structure of some compounds isolated from the E.oil of *F. assa-foetida* L. root related to the nature sample which was not observed in the farm sample [24].



**Fig. 6** Three molecular structures of compounds isolated from the E.oil of *F. assa-foetida* L. root related to the farm sample which were not found in the nature sample [24].

## Discussion

The results showed that the E.oil (volatile oils) obtained from *F.assa-foetida* root is an aromatic oily liquid that has a bright red color and a sulfurous pungent odor [25]. In addition, the highest amount and volume of Anguzeh root E.oil was obtained from a sample of nature. Although we found 21 chemical compounds in the sample of natural E.oil and 19 chemical compounds in the sample of E.oil of the farm, some researchers found 30 chemical compounds in *F. Sharifi* E.oil that grows in nature [7]. This difference can be related to edaphic, climatic, and genetic factors. Some researchers reported that percentage of the components of the E.oil varies among species and plants parts which indicated that depending on the species, climate, and altitude, time of collection and growth stage the composition of E.oil might be differed qualitatively and quantitatively [26]. The main chemical compounds of Anguzeh root E.oil consist of four groups including terpenes, alkanes, ester, and ethers [25], while the main chemical groups in *F.Sharifi* E.oil were monoterpene hydrocarbons (43%) including pinene and sabinene [7]. Another result showed that the highest amount of chemical compound in Anguzeh root E.oil in both nature and farm samples is related to Borneol (Fig. 3 & 4). Borneol is a bicyclic organic compound and a terpene derivative that is an expensive compound used in Chinese and Western medicine for many years and it is an ingredient used in 65 traditional Chinese medicinal formulas [27]. In this experiment, another substance that makes up the largest volume of E.oil after borneol is p-mentha-1,5-dien-8-ol. (Fig. 3 & 4). p-mentha-1,5-dien-8-ol is one of the

predominant components of monoterpene alcohols, which makes up the volume of E.oil in some Apiaceae plants, such as *F. gummosa* [28]. Our observation showed that Borneol, p-mentha-1,5-dien-8-ol and  $\alpha$ -guaiene levels were 37.84%, 26.49%, and 11.64% in the nature sample, respectively, which were slightly different from those obtained in the farm sample. Other researchers reported that the levels of Borneol [29] and  $\alpha$ -guaiene [30] in Anguzeh root E.oil are 0.15% and 5.99%, respectively. However, we cannot find “p-mentha-1,5-dien-8-ol” for Anguzeh E.oil in other reports - some researchers, on the other hand, reported that “p-mentha-1,5-dien-8-ol” is found in E.oil of *F.gummusa* (Apiaceae) [31], *Ocimum basilicum* (Lamiaceae) [32], *F. orientalis* (Apiaceae) [33], *Margotia gummiiferus* (Apiaceae) [34], and *Heracleum orphanidis* (Apiaceae) [35]. We found “p-mentha-1,5-dien-8-ol” In the essential oil of Anguzeh root grown on the farm which there was not in the essential oil of Anguzeh root grown in nature. On the one hand, we found Camphene, Cis-sabinene hydrate, Cis-carveol, Germacrene B,  $\gamma$ - eudesmol, and 4-cuprenen-1-ol in Anguzeh root E.oil in nature sample and they were not in the farm sample (Fig. 5), but on the other hand, we found  $\alpha$ -terpinene-7-al, 9-epi-(E)-caryophyllene, and Spathulenol in the E.oil sample of the farm while they were not found in the nature sample (Fig. 6). This difference may return to interaction among stressors and ecosystem factors or elements of the biotic and abiotic environment [26].

In general, by comparing the amount and composition of E.oil of the field sample with the nature sample, it can be concluded that the cultivation of *F.assa-foetida* medicinal plant as a crop to prevent the destruction of Anguzeh

habitat seems appropriate. However, it needs to be examined in terms of economy and cost.

## Acknowledgments

The authors thank their colleagues at the Central Laboratory of Research Institute of Forest and Rangelands, Tehran, Iran for assistance with GC-MS analysis.

## References

- Miththapala S. Conserving Medicinal Species Securing a Healthy Future. Ecosystems and Livelihoods Group, Asia Asian Regional Office. The World Conservation Union (IUCN). 2006.
- Chen S.L, Hua Y, Luo H.M, Wu Q, Li ChF, Steinmetz A. Conservation and sustainable use of medicinal plants: problems, progress, and prospects. *Chinese Med.* 2016;11:1-10.
- Rao K.S, Semwal R.L, Maikhuri R.K, Nautiyal S, Sen K.K, Singh K. Indigenous ecological knowledge, biodiversity and sustainable development in the central Himalayas. *Tropical Ecology.* 2003;44:93-11.
- Khorshidi J, Shokrpour M, Nazeri V. Phytochemical comparison in three ecotype of *Thymus daenensis* Celak. Essential oil in natural habitats and field conditions. *Eco-phytochemical J Med Plants.* 2019;7:1-11.
- Mozaffarian V. A Dictionary of Iranian Plant Names. Farhang Moaser. 1996.
- Mahendra P. *Ferula assafetida*: Traditional uses and pharmacological activity. *Pharmacognosy Reviews.* 2012;6:141-146.
- Mahmoudi R, Kosari M, Barati S. Phytochemical and Biological Properties of *Ferula sharifi* Essential Oil. *J Biologically Active Products from Nature.* 2013;3:331-338.
- Appendino G, Tagliapietra S, Nona GM, Jakupovic J. Sesquiterpenecoumarin ethers from *Asafetida*. *Phytochem.* 1993;35:183-186.
- Ghannadi A, Fattahian K, Shokoohinia Y, Behbahani M, Shahnoush A. Anti-viral evaluation of sesquiterpene coumarins from *Ferula assa-foetida* against HSV-1. *Iranian J Pharmaceutical Res.* 2014;13:523-534.
- Al-Hazimi HMG. Terpenoids and a coumarin from *Ferula sinaica*. *Phytochem.* 1986;25:2417-2419.
- Tamemoto K, Takaishi Y, Kawazoe K, Honda G, Ito M, Kiuchi F. An Unusual Sesquiterpene Derivative from *Ferula kuhistanica*. *J Natural Products.* 2002;65:1323-1324.
- Kajimoto T, Yahiro K, Nohara T. Sesquiterpenoid and disulphide derivatives from *Ferula assa-foetida*. *Phytochem.* 1989;28:1761-3.
- Kanani M.R, Rahiminejad M.R, Sonboli A, Mozaffarian V, Kazempour-Osaloo S, Nejad-Ebrahimi S. Chemotaxonomic significance of the essential oils of 18 *Ferula* species (Apiaceae) from Iran. *Chemistry Biodiversity.* 2001;8:503-17.
- Heravi M.A.A, Alabnieh an-Haghayegh Al-Advieh. Tehran University Publications. 1967.
- SamsamShariat SH, Moattar F. Medicinal Plants and Natural Products. Mashal Publications. 1990.
- Iranshahi M, Iranshahi M. Traditional uses, phytochemistry and pharmacology of *Asafoetida* (*Ferula assa-foetida* oleo-gum-resin) A review. *J Ethnopharmacology.* 2011;134:1-10.
- Iranshahi M. A review of volatile sulfur-containing compounds from terrestrial plants: biosynthesis, distribution and analytical methods. *J Essen Oil Res.* 2012;24:393-434.
- Jelodarian Z, Taghvayi R, Allahyari E, Shokoohinia Y, Ghannadi A. Plant sulfides: Effective compounds on hair and skin diseases. *J Isfahan Med School.* 2013;30:2198-205.
- Gholami B.A, Askarzadeh M.A, Saghafi-Khadem F, Hoseini-Bamrood GH. Study of cultivation and domestication of two medicinal and industrial species (Kendel and Angoozeh) in Khorasan. FINAL REPORT OF RESEARCH. PROJECT NO. 2002;80-0311009909-04.
- Farhang H.R, Vahabi M.R, Allafchian A.R. Chemical compositions of the essential oil of *Gundelia tournefortii* L. (Asteraceae) from Central Zagros, Iran. *J Herbal Drugs.* 2016;6:227-233.
- Shibamoto T. Retention Indices in Essential Oil Analysis. In: Capillary Gas Chromatography in Essential oil analysis. 1987;259-274.
- Davies N.W. Gas Chromatographic Retention Index of Monoterpenes and Sesquiterpenes on Methyl silicone and Carbowax 20 M phases. *J Chromatography.* 1990;503:1-24.
- Adams RP. Identification of essential oils by Ion trap Mass Spectroscopy. Academic Press, San Diego, CA. 2017.
- Karakaya S, Göger G, Bostanlik F, Demirci B, Duman H, Kiliç C.S. Comparison of the essential oils of *Ferula orientalis* L., *Ferulago sandrasica* Peşmen and Quézel, and *Hippomarathrum microcarpum* Petrov and their antimicrobial activity. 2019;16:69-75.
- Bahrami G, Soltani R, Sajjadi S.E, Kanani, M.R, Naderie R, Ghiasvand N, Shokoohinia Y. Essential oil composition of *Ferula assa-foetida* L. Fruits from Western Iran. *J Reports in Pharmaceu Sci.* 2012;7-18.
- Kavoosi G, Rowshan V. Chemical composition, antioxidant and antimicrobial activities of essential oil obtained from *Ferula assa-foetida* oleo-gum-resin: Effect of collection time. *Food Chem.* 2023;138:2180-2187.
- Lee T, Ho A, Mah S, Wong T, Ong H, Loh P, Lim Y. Determination of borneol and other chemical compounds of essential oil of *Dryobalanops aromatica* exudate from Malaysia. *Tropical J Pharma Res.* 2016;15:1293-1297.
- Jalali H, Petronilho S, Josévillaverde J, Coimbera M, Domingues M, Ebrahimian Z, Silvester A, Rocha S. Deeper insight into the monoterpene composition of *Ferula gummosa* oleo-gum-resin from Iran. 2012;36:500-507.
- Zachariah TJ, Leela NK. 2006. Handbook of Herbs and Spices, Volume 3, CRC Press. 2006.
- Ahmadi Koulaei S, Hadjiakhoondi A, Delnavazi MR, Tofighi Z, Ajani Y, Kiashi F, Yassa N. Chemical Composition and Biological Activity of *Ferula aucheri* Essential Oil. *Res J Pharma.* 2020;7:21-31.
- Mohammadhosseini M, Mahdavi B, Shahnama M. Chemical Composition of Essential Oils from Aerial Parts of *Ferula gummosa* (Apiaceae) in Jajarm Region, Iran Using Traditional Hydrodistillation and Solvent-Free Microwave Extracti. *J Essen Oil Bearing Plants.* 2015;18:1321-1328.
- Taheri Shirazi M, Gholami H, Kavoosi G, Rowshan V, Tafsiry A. Chemical composition, antioxidant, antimicrobial

- and cytotoxic activities of *Taget esminuta* and *Ocimum basilicum* essential oils. *Food Sci Nutrition*. 2013;2:146-155.
33. Ozkan H, Yanmis D, Karadayi M, Bal T, Baris O, Gulluce M. Determination of genotoxic and antigenotoxic properties of essential oil from *Ferula orientalis* L. using Ames/Salmonella and E. coli WP2 bacterial test systems. *Toxicology Industrial Health*. 2012;10:1-10.
34. Bouchekrit M, Laouer H, Hajji M, Moncef N, Guido F. Chemical composition, antibacterial and antioxidant properties of *Margotia gummifera* essential oil. 3rd International Chemical Engineering and Chemical Technologies Conference Proceedings. November 23-24. İstanbul, Turkey. 2015;153-163.
35. Mileski K, Ćirić A, Trifunović S, Ristić M, Soković M, Matevski V, Tešević V, Jadranin M, Marin P, Džamić A. *Heracleum orphanidis*: chemical characterization, comparative evaluation of antioxidant and antimicrobial activity with specific interest in the influence on *Pseudomonas aeruginosa*. *Food Function*. 2016;10:1-37.