


# Treasuring the Ethno-botanical Knowledge of the Tribes across the Globe on Plant Toxins: A Review

Sanchari Bhattacharjee<sup>1</sup>, Jyotchna Gogoi<sup>2\*</sup> and Indrani Barman<sup>2</sup>

<sup>1</sup> Program of Zoology, Faculty of Science, Assam down town University, Panikhaiti, Guwahati, Assam, India

<sup>2</sup> Program of Biochemistry, Faculty of Science, Assam down town University, Panikhaiti, Guwahati, Assam, India

Article Info	ABSTRACT
<p><b>Article Type</b> Review Article</p> <p><b>Article History</b> Received: 01 April 2025 Accepted: 11 May 2025 © 2012 Iranian Society of Medicinal Plants. All rights reserved.</p> <p><b>*Corresponding author</b> gogoi.jyotchna@gmail.com</p> 	<p>Over the centuries, humans have harnessed various natural resources for survival, including plants and plant-derived products for trapping animals and pest control across the globe. Traditional knowledge systems-including Unani medicine, ancient Indian and Chinese medicinal practices, indigenous African ethnomedical traditions, as well as certain historical practices from early American and European societies-have documented the use of plant-derived toxins for purposes such as sedation, insect management, and animal capture. This review aims to explore the diverse traditional applications of 81 predominant plant species identified worldwide, focusing on their frequently used roles as fish poisons, insect repellents, and tools for capturing animals utilizing plant toxins. In Nepal, 6 plant species are used as fish poisons, while in Kenya, 3 species are used for hunting and bird trapping due to their potent toxins. China employs 4 species to create poisoned arrows for hunting, and Pakistan utilizes 12 species as fish poisons and 7 species as insect repellents and pest control agents. In India, 10 species serve as fish poisons and insecticides, with some also used to repel mosquitoes. The Andaman &amp; Nicobar Islands, distinct from the mainland due to the presence of ancient indigenous tribes, use 11 species primarily for fishing and pest control. This investigation highlights the extensive traditional knowledge in these regions regarding the use of local flora for practical purposes in pest control, hunting, and fishing, underscoring the importance of these practices in local cultures and their potential applications in modern animal management strategies. The study reflects the field of ethno-botany, emphasizing the intersection of cultural knowledge and botanical science in understanding plant uses across different societies across the globe.</p> <p><b>Keywords:</b> Ethno-botany, Toxins, Tribes, Poisons, Repellents, Poisoned arrows</p>

## How to cite this paper

Bhattacharjee, S., Gogoi, J., Barman, I. Treasuring the Ethno-botanical Knowledge of the Tribes across the Globe on Plant Toxins: A Review. Journal of Medicinal Plants and By-products, 2025; 14(6): 525-533. doi: 10.22034/jmpb.2025.369016.1936

## INTRODUCTION

Throughout history, plants have been used for survival strategies across the world by providing food, medicine, shelter, and tools, allowing humans to thrive in diverse environments. Among these plants it has been identified that some specific plants also aid in fishing, hunting animals, and are even used to make poisonous weapons. From traditional fishing and hunting methods to modern pest control strategies, plants and plant-derived materials have been employed globally by various local communities for capturing a diverse range of animals. Although contemporary trapping methods frequently incorporate advanced tools and mechanisms, traditional approaches utilizing plants for trapping represents a method of hunting and animal control that required careful planning and execution. Such plant-based techniques are not merely anecdotal; they reflect extensive indigenous knowledge developed through generations of observation and experimentation. This diverse indigenous knowledge from around the world underscores the profound impact of human observation across different environments and highlights a rich history of experimental exploration. This observation of the surroundings and experimentation reveals that these kinds of plants have some toxic effects, which in turn proved effective for fishing and hunting [1]. The toxic effects they show is because of the toxins they contain. Toxins are harmful substances that, upon

introduction into an organism via ingestion, inhalation, injection, or contact disrupts normal organ system functioning, leading to adverse effects [2]. Toxins encompass a diverse range of compounds capable of inducing poisoning through various mechanisms [3]. Therefore, the plants containing these toxins are called poisonous plants.

Under particular circumstances and when ingested or contacted in sufficient quantities, certain parts or the entire structure of a poisonous plant can cause harmful and life-threatening effects, either immediately or through the cumulative impact of their toxic properties. These effects are not solely due to mechanical action but rather result from the presence of various chemical substances, both known and unknown, within the plant. These substances exert their toxic effects on organisms, interrupting normal bodily functions and resulting in negative health consequences [4]. They are characterized by the presence of specific chemical within its structure that when animals consume these plants, even in seemingly insignificant quantities, the toxins can disrupt various physiological processes, leading to adverse health outcomes ranging from mild discomfort to severe illness or death, depending on factors such as the species of plant, the concentration of toxins ingested, and the susceptibility of the animal consuming them. These substances can vary widely in their chemical composition and potency [5]. The diversity and

potency of plant toxins make them both dangerous and therapeutically promising, highlighting their dual significance in ethno-botany and pharmacology. Across ages humans have harnessed the power of these natural toxins for their own purposes. In various ancient cultures, the use of toxins for hunting and other practices were common. One of the notable examples was the use of poison-tipped arrows or blow darts. These projectiles were coated with toxic substances extracted from plants to immobilize or kill prey. In South American mythology a plant named Curare which is a poisonous substance, a collective term for alkaloid toxins derived from plant extracts of *Chondrodendron tomentosum*, *Menispermaceae*, or *Strychnos* initially gained recognition as "arrow poison" due to its historical use in hunting by indigenous populations. Its mechanism involves the inhibition of muscle contraction upon nerve stimulation when injected [6]. Many indigenous forest people in the Amazon like the yanomami also used curare, on their blowgun darts and arrows for hunting [7]. In the rich tapestry of Indian mythology, toxins often appear as powerful weapons and mystical elements woven into tales of valor and cosmic conflict. During the epic Kurukshetra War, warriors like Karna wielded arrows laced with deadly poisons, unleashing devastation upon their enemies. Similarly, in the enchanting narrative of *Chandrakanta*, snakebite toxins induce vivid hallucinations, blurring the boundaries between reality and illusion. The legend of Barbarika tells of divine arrows possessing not only destructive force but also imbued with the venomous potency of ancient serpents. Throughout these mythical sagas, the principles of Dhanurveda-the science of archery, are interwoven, guiding warriors in the art of combat, including the crafting and application of toxic weaponry. These stories, steeped in symbolism and cultural significance, illuminate the complex relationship between humans, nature, and the supernatural, shaping beliefs and practices, including the use of toxins in hunting and warfare. Notably passages in the Rig Veda and Atharva Veda indicate that poison was used in warfare. Certain hymns in the Atharva Veda point to aconite tubers as a source of this poison. Later Sanskrit literature also show that poisoned arrows continued to be used in conflicts [8].

In the book "*Certain Facts Regarding the Poison-Lore of the Hindus*" by Aiyar in 1896, various toxic substances and their antidotes as understood by the early Hindus are outlined. These include the roots of plants like *Vatsa nablii* (*Aconitum nepalensis*) and *Langali* (*Gloriosa superba*), the seeds of *Karaskara* (*Strychnos Nux Vomica*), and the fruit of *Kaythaki* (*Pandanus odoratissimus*), among others. The text describes the poisonous effects of these substances. Aiyar emphasizes the need for systematic study of Indian poisons, indicating the complexity and importance of understanding their effects and remedies. This highlights the significance of toxicology in ancient Indian culture and the recognition of the potential dangers posed by various natural substances [10].

Medea, a sorceress in Greek mythology, made a special poison called Echidnaicos. This poison contained meadow saffron, a type of flower; marine molluscs, which are sea creatures like snails or clams; psychotropic mushrooms, which can affect the mind, causing hallucinations or alter states of consciousness; and viper venom, which is poison from a type of snake. Medea also had a special antidote called galene, which she administered at the same time as the poison to reduce its harmful side effects [9]. Ancient Persia (modern-day Iran), was a hub for the development of toxicology and the use of poisons and chemical warfare was

highly advanced. Under Mehrdad VI (67 BCE), Persians used *mad honey* (Grayanotoxin) to incapacitate Roman troops. Later, during the siege of Dura-Europos (256 CE) under Shapur I, they used petroleum-based pitch and sulphur gases, killing 19 Roman soldiers. Persian expertise in toxicology was so impressive it fueled the Roman perception of them as masters of "magic" [11]. Persian scholars like Avicenna documented the effects of various poisons and their antidotes.

The "*Canon of Medicine*" by Avicenna in 1025 CE and translated by Laleh Bakhtiar in 1999 was the first book dealing with evidence-based medicine, experimental medicine, clinical trials, randomized controlled trials, efficacy tests, risk factor analysis, and phytotherapy [12].

Medieval Chinese medicine (3rd to 10th centuries) placed poisons at the core of its practices, emphasizing drug toxicity for classification and innovating methods to mitigate harmful effects while preserving therapeutic benefits, often viewing adverse reactions as indicators of efficacy [13]. Studies show that ancient Chinese medicine employed toxic plants like *Aconitum species* (aconite) used as arrow poison by inhabitants of ancient china, containing toxic alkaloids such as aconitine, which caused severe cardiac and neurological toxicity if improperly processed [14, 15]. *Strychnos nux-vomica* (strychnine tree), contains high concentrations of strychnine and brucine, which poses severe toxicological risks, including convulsions and respiratory failure [16]. *Rhus toxicodendron* (poison ivy) produced urushiol, a potent irritant causing painful skin reactions [17]. *Datura species*, with tropane alkaloids like atropine and scopolamine, were associated with hallucinations, delirium, and severe poisoning in high doses [18, 19].

Ancient Unani medicine, rooted in Greco-Arabic traditions, extensively utilized toxic plants for therapeutic purposes. Toxic plants like *Abrus precatorius* (rosary pea), *Ricinus communis* (castor plant), and *Strychnos nux-vomica* (also used in ancient Chinese medicinal practices) were commonly employed in Unani medicine [20]. The use of these toxic plants demonstrates a sophisticated understanding of pharmacology, combining Greek humoral theories with Persian advancements in processing techniques. This approach was further enriched by incorporating local elements, which resonated strongly with both Indian physicians and the general populace [21, 22].

Although ample information exists regarding toxins of plant origin, research in this specific area remains limited. Despite the prohibition of using plant toxins for hunting wildlife in modern world due to conservation and ethical concerns, certain traditional practices of using toxic plants still persist among local communities across the world. In countries with greater plant biodiversity, there tends to be a higher prevalence of toxic plants. This is why vast majority of plant species worldwide are considered inedible, as they pose risk for the animals primarily due to the toxins they synthesize. Interestingly certain plants also have sedative and anxiolytic effects [23, 24]. Thus, making plants use very interesting not only for medicinal purposes but also for fishing and capturing other animals.

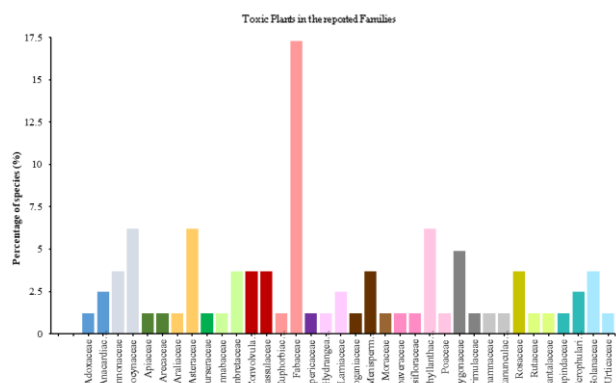
Plants and plant-derived products require stringent quality control to ensure safety and effectiveness. Understanding the mode of action of plant compounds is essential for assessing their risks and developing safe applications. Standardization and quality control play a pivotal role in ensuring the reliability of plant-based products.

**Table 1** Ethnobotanical uses of plants across the globe

Plant Name	Family	Habit	Parts used	Reported location	Distribution across globe	Use	References
1. <i>Acokanthera oppositifolia</i> (Lam.) Codd	Apocynaceae	shrub	Roots, stems, leaves, twigs and fruits (edible)	Kenya	Africa	The extract is used as arrow poison, Fruits are used by hunters for bird trapping	[39]
2. <i>Acokanthera schimperi</i> (A.DC.) Schweinf.	Apocynaceae	Tree	Leaves, roots, bark, young twigs, branches & latex	Kenya	East Africa	The poisonous extract is smeared in arrow tips for hunting, The latex is used as arrow poison	[39, 40]
3. <i>Aconitum kongboense</i> Lauener	Ranunculaceae	Herb	Root tubers	China	China (Tibet)	used to make poisoned arrows for hunting	[41]
4. <i>Adenia cardiophylla</i> (Mast.) Engl.	Passifloraceae	Shrub	Tubers and stem	Andaman & Nicobar	Africa, Andaman	Fish poison	[42]
5. <i>Ageratum conyzoides</i> L.	Asteraceae	Herb	Leaves	India	Tropical Americas, Asia	Insect repellent	[43]
6. <i>Ainsliaea aptera</i> DC.	Asteraceae	Herb	Root	Pakistan	East Asia	Used as wormicide	[44]
7. <i>Albizia chinensis</i> (Osbeck) Merr.	Fabaceae	Tree	Bark, Seed	Pakistan, India	South Asia, Southeast Asia	Fish poison	[44, 45]
8. <i>Alstonia scholaris</i> (L.) R.Br.	Apocynaceae	Tree	Leaves	India	Southeast Asia, South Asia	Pest repellent	[43]
9. <i>Artemisia vulgaris</i> L.	Asteraceae	Herb	Whole plant	Pakistan, India	Europe, Asia, North America	Fish poison	[44]
10. <i>Brachypterum scandens</i> (Roxb. Wight & Arn. Ex Miq (Roxb.) Benth.	Fabaceae	Climbing vine or Liana	Roots	Andaman & Nicobar, India	South Asia, Southeast Asia	Contains rotenone, fish poison, insecticides	[42, 45]
11. <i>Bridelia cinnamomea</i> Hook.f.	Phyllanthaceae	Tree	Bark and roots	Andaman & Nicobar	Southeast Asia	Piscicide	[42]
12. <i>Buddleja asiatica</i> Lour.	Scrophulariaceae	Shrub	Young branches and leaves	Pakistan	Asia	Fish poison	[44]
13. <i>Canarium euphyllum</i> Kurz	Burseraceae	Tree	Resin and trunk	Andaman	Southeast Asia	Repel mosquito	[46]
14. <i>Cannabis sativa</i> L.	Cannabinaceae	Herb	Leaves	Nepal	Central Asia, widespread	Fish poison	[47]
15. <i>Catharanthus roseus</i> (L.) G.Don	Apocynaceae	Herb	Whole plant	Pakistan	Madagascar, tropical regions	Poisonous, used to remove maggots from ulcers in animals	[44]
16. <i>Chromolaena odorata</i> (L.) R.M.King & H.Rob.	Asteraceae	Shrub	Leaves	India	Tropical and subtropical regions	Leaf juice is used as insect repellent	[43]
17. <i>Cissampelos pareira</i> L.	Menispermaceae	Climbing vine	Roots and leaves	Andaman & Nicobar	Tropical and subtropical regions	Fish poison	[42]
18. <i>Colubrina asiatica</i> (L.) Brongn.	Rhamnaceae	Shrub or small tree	Leaves and bark	Andaman & Nicobar	Tropical and subtropical regions	Fish poison	[42]
19. <i>Conium maculatum</i> L.	Apiaceae	Herb	Whole plant	Pakistan	Europe, North America	Used as a poison to kill human being and animals by enemies	[44]
20. <i>Cuscuta reflexa</i> Roxb.	Convolvulaceae	Vine	Whole plant	Pakistan	South Asia, Southeast Asia	Fish poison	[44]
21. <i>Dasymaschalon dasymaschalum</i> (Blume) I.M. Turner	Annonaceae	Shrub	Branches	Andaman	Southeast Asia	Arrows for fish hunting	[46]
22. <i>Datura stramonium</i> L.	Solanaceae,		Whole plant	Pakistan	Worldwide	Used to poison Animals	[44]
23. <i>Derris andamanica</i> Prain	Fabaceae	Climbing vine	Roots	Andaman & Nicobar	Andaman Islands	Contains rotenone, fish poison, insecticides	[42]
24. <i>Derris elliptica</i> (Wall.) Benth.	Fabaceae	Shrub	Bark, roots, stems & seeds	India	Southeast Asia	Fish poison and insecticide	[45]
25. <i>Derris scabridicaulis</i> (Franch.) Gagnep. ex F.C.How	Fabaceae	Liana	Roots	China	Southeast Asia	Fish poison	[48]
Continue Table 1 Hayata) Z.Q.Song	Fabaceae	Climber, Liana	Pods, Seeds and roots	China, India	Southeast Asia	Insect killing, Fish poison	[48, 45]
27. <i>Dinorchloa scandens</i> (Blume ex Nees) Kuntze	Poaceae	Climbing bamboo	Stem, twig pieces	Andaman	Southeast Asia	Fishing harpoons	[46]
28. <i>Entada abyssinica</i> Steud. ex A.Rich.	Fabaceae		Stem, Bark	Africa	Southeast Asia, Africa	Fish poison	[49]
29. <i>Erythrophleum suaveolens</i> (Guill. & Perr.)	Fabaceae	Tree	Leaves	Nigeria	Africa	Arrow and fish poison	[49]
30. <i>Euphorbia purpurea</i> (Raf.) Fernald	Euphorbiaceae	Herb	Latex	Pakistan	Europe, Asia	Wormicide	[44]
31. <i>Ficus benjamina</i> L.	Moraceae	Tree	Milky sap	Pakistan	Worldwide	Bird traps	[50]
32. <i>Girardinia diversifolia</i> subsp. <i>Diversifolia</i>	Urticaceae	Herb	Whole plant	Pakistan	Asia, Africa	Fish poison: used to stupefy fish	[44]

33.	<i>Haematocarpus validus</i> (Miers) Bakh.f. ex Forman	Menispermaceae	Woody climber or Liana	Flexible stems	Andaman	Southeast Asia	Hunting deer and Boars	[46]
34.	<i>Hedysarum longigynophorum</i> C.C.Ni	Fabaceae	Shrub	Roots	China	East Asia	Used as firelock for hunting purpose	[48]
35.	<i>Huberantha jenkinsii</i> (Hook.f. & Thomson) Chaowasku	Annonaceae	Shrub	Leaves	Andaman	South Asia, Southeast Asia	Honey bee repellent	[46]
36.	<i>Hydrangea febrifuga</i> Lour.	Hydrangeaceae	Shrub	Branches	China	East Asia, Southeast Asia	Mosquito repellent	[48]
37.	<i>Hydrocotyle javanica</i> Thunb.	Araliaceae	Herb	Whole plant	China	Asia	Fish poison	[48]
38.	<i>Hyoscyamus niger</i> L.	Solanaceae	Herb	Whole plant	Pakistan	Europe, Asia	Though the plant is known to have medicinal properties, all the parts of the plant is poisonous. The seeds and the seedpods have poisoning effect on children.	[44]
39.	<i>Hypericum veronense</i> Schrank	Hypericaceae	Herb	Flowers	Pakistan	Europe, Asia, North America	Used as sedatives	[44]
40.	<i>Ipomoea hederacea</i> Jacq.	Convolvulaceae	Herb	Whole plant	Pakistan	Tropical regions	Smoke of the plant is used as mosquito repellent	[44]
41.	<i>Ipomoea nil</i> (L.) Roth	Convolvulaceae	Climbing vine		Andaman & Nicobar	Tropical regions	Insecticide	[42]
42.	<i>Isodon rugosus</i> (Wall ex Benth.) Codd	Lamiaceae	Herb	Leaves and flowers	Pakistan	Asia	Mosquito repellent and mite repellent	[44]
43.	<i>Lannea coromandelica</i> (Houtt.) Merr.	Anacardiaceae	Tree	Bark, Fruit	Nepal, India	South Asia, Southeast Asia	Fish poison	[51, 47]
44.	<i>Leptopus cordifolius</i> Decne.	Phyllanthaceae	Shrub	Leaves	Pakistan	Mediterranean region	Used as a fish poison and is also used to poison terrestrial animals	[44]
45.	<i>Lysimachia arvensis</i> (L.) U.Manns & Anderb	Primulaceae	Herb	Whole plant	Pakistan	Europe, Asia, Africa	Fish poison	[44]
46.	<i>Melilotus albus</i> Medik.	Fabaceae	Herb	Whole plant	Pakistan	Europe, Asia	Sedative	[44]
47.	<i>Nerium oleander</i> Mill.	Apocynaceae,	Shrub	Whole plant	Pakistan, India	South Asia, Mediterranean region	Rat poison, Destroy moggaots, Fish poison	[44]
48.	<i>Orophea katschallica</i> Kurz.	Annonaceae	Shrub	Leaves	Andaman	Andaman Islands	Honey bee dispersal	[46]
49.	<i>Papaver somniferum</i> Linn	Papaveraceae	Herb	Latex	Pakistan	Mediterranean region, Asia	Used as sedative	[44]
50.	<i>Persicaria capitata</i> (Buch.-Ham. ex D. Don.) H. Gross	Polygonaceae	Herb	Whole plant	Pakistan	Asia	Fish poison	[44]
51.	<i>Persicaria hydropiper</i> (L.) Delarbre	Polygonaceae	Herb	Whole plant	Pakistan, India	Worldwide	Fish poison:used to stupefy fish	[44, 45]
52.	<i>Persicaria maculosa</i> Gray	Polygonaceae	Herb	Whole plant	Pakistan	Worldwide	Fish poison: used to stupefy fish	[44]
53.	<i>Persicaria pubescens</i> Bl.	Polygonaceae	Herb	Whole plant	India	Asia	Fish poison	[45]
54.	<i>Phoenix dactylifera</i>	Arecaceae	Tree	Fruit	Iran	Asia(Middle East), North Africa	Toxic to ruminants	[52, 53]
55.	<i>Phyllanthus emblica</i> L.	Phyllanthaceae	Small deciduous tree	Bark	Nepal	India, Southeast Asia	Fish poison	[47]
56.	<i>Phyllanthus niruri</i>	Phyllanthaceae	Herb	Leaves	India	Tropical regions	Leaf juice is used as fish poison	[43]
57.	<i>Phyllanthus nubigenus</i> Hook.f.) Chakrab. & N.P.Balacr.	Phyllanthaceae	Large shrubs	Bark	Nepal	Southeast Asia	Fish poison	[46]
58.	<i>Piptanthus nepalensis</i> (Hook.) D. Don	Fabaceae	Shrub		China	Himalayas	It is a medicinal plant but also deemed poisonous due to its toxic properties, requiring caution in use.	[41]
59.	<i>Pongamia pinnata</i> var. <i>pinnata</i>	Fabaceae	Shrub	Seeds	India	Southeast Asia, South Asia	Fish poison	[45]
60.	<i>Prunus Arabica</i> (Olivier) Meikle	Rosaceae	Shrub	Fruit	Iran	Asia (Middle East), North Africa	Sedative	[52]
61.	<i>Prunus rufa</i> Wall. ex Hook.f.	Rosaceae	Tree	fruits	China	East Asia	Used as bait for Bears	[41]
62.	<i>Rhodiola bupleuroides</i> (Wall. ex Hook. f. & Thoms.) S. H. Fu	Crassulaceae	Herb	Whole plant	China	Himalayas	Hunting plant: used as food for lizards and then local people can collect lizard eggs	[41]
63.	<i>Rhodiola quadrifida</i> (Pall.) Fisch. et. Mey.	Crassulaceae	Herb	Whole plant	China	Asia	Hunting plant: used as food for lizards and	[41]

							then local people can collect lizard eggs	
64.	<i>Sapindus trifoliatus</i> L.	Sapindaceae,	Tree	Fruit	Pakistan	South Asia, Southeast Asia	Fish poison	[44]
65.	<i>Scrophularia koelzii</i> Pennel.	Scrophulariaceae	Herb	Whole plant	Pakistan	Himalayas	Expel worms	[44]
66.	<i>Semecarpus anacardium</i>	Anacardiaceae	Small tree	Fruit	Nepal	South Asia	Fish poison	[47]
67.	<i>Senegalia catechu</i> (L.f.) P.J.H.Hurter & Mabb.	Fabaceae	Small tree	Bark	Nepal	India, Southeast Asia	Fish poison	[47]
68.	<i>Siegesbeckia pubescens</i> Makino	Asteraceae	Herb		China	East Asia	It is a medicinal plant but also deemed poisonous due to its toxic properties, requiring caution in use.	[41]
69.	<i>Sinocrassula densirosulata</i> (Praeg.) Berger	Crassulaceae	Herb	Whole plant	China	China	Hunting plant: used as food for lizards and then local people can collect lizard eggs	[41]
70.	<i>Solanum virginianum</i> L.	Solanaceae	Shrub	Fruit	India	Asia	Fish poison	[43]
71.	<i>Sorbus rehderiana</i> Koehne	Rosaceae	Tree	fruits	China	China	Used as bait for Bears	[41]
72.	<i>Stephania andamanica</i> Diels	Menispermaceae	Climbing vine	Tubers and roots	Andaman & Nicobar	Andaman Islands	Sedative	[42]
73.	<i>Strychnos anandamanensis</i> Hill.	Loganiaceae	Shrub	Seeds and bark	Andaman & Nicobar	Andaman Islands	Contains strychnine, Arrow poison	[42]
74.	<i>Terminalia bellirica</i> Roxb.	Combretaceae	Tree	Fruit, Kernel, Bark	Nepal, India	South Asia, Southeast Asia	Fish poison	[47]
75.	<i>Terminalia chebula</i> Retz.	Combretaceae	Tree	Pericarp of green fruit	Nepal	South Asia, Southeast Asia	Fish poison	[47]
76.	<i>Terminalia elliptica</i> Willd. Heyne ex Roth var.	Combretaceae	Tree	Bark	Nepal	South Asia, Southeast Asia	Fish poison	[47]
77.	<i>Viburnum cylindricum</i> Buch.- Ham. ex D. Don	Adoxaceae	Tree	Burgeons	China	Asia	Flea repellent	[48]
78.	<i>Viscum album</i>	Santalaceae	Shrub	Stem and Leaf	Iran	Asia, Europe	Sedative	[52]
79.	<i>Vitex negundo</i> Linn.	Lamiaceae	Shrub or small tree	Leaves	Pakistan	Asia, Africa	Powdered leaves repel insects. Fresh leaf extract is sprayed on crops to kill pests. Also removes maggots	[44]
80.	<i>Xanthium strumarium</i> Linn	Asteraceae	Herb	Leaves	Pakistan	Worldwide	Expel maggots	[44, 45]
81.	<i>Zanthoxylum armatum</i> Roxb	Rutaceae	Shrub or small tree	Seed, Fruit	Pakistan, India	Asia	Fish poison (seed crushed and thrown in water)	[44]



**Fig. 1** Graphical representation of the species reported from plant families

Rigorous scientific evaluations help mitigate risks, ensure consistent outcomes, and protect human and animal health. Furthermore, research in this field is highly essential to advance our understanding, refine safety measures, and develop innovative applications for plant-based products. These efforts are increasingly vital for the development and regulation of such products. [25, 26].

Also, Documenting and analysing such practices from an ethno-botanical perspective not only preserves traditional ecological knowledge but also highlights the advantages of using herbal toxicological products over synthetic toxic drugs [27, 28]. These culturally-rooted practices emphasize sustainable and eco-friendly animal management strategies that leverage the rich biodiversity of various regions. Furthermore, exploring these traditional applications provides valuable insights into the mechanisms of plant toxicity, paving the way for innovative approaches in pest management and environmental conservation while reducing dependence on synthetic chemicals. [29, 30].

This review examines and documents the utilization of predominant toxic plants by diverse communities worldwide, emphasizing their traditional knowledge regarding various botanical species. It explores the role of these plants in animal entrapment, highlighting the specific parts of the plants utilized, such as leaves, seeds, roots, fruits, and bark. Additionally, the review emphasizes the practical applications of these plants in addressing everyday needs, showcasing their continued use in traditional practices across different cultures.

## MATERIALS AND METHODS

Relevant literatures were consulted from academic journals, books, articles, and research papers for the collection of data. Literatures were also search online in GoogleScholar and ScienceDirect using the terms like “Plant toxins”, “Plant poison” and “Ethno-botany”. Information was collected and presented in tabular format. An analysis of the data was also made highlighting the related issues. The global plant distribution data were sourced from the Global Biodiversity Information Facility (GBIF) and compiled into a table. This table (Table 1) was then used to create graphical representations in Microsoft Excel to illustrate the distribution patterns of the plant species (Fig. 1).

## RESULTS

The study identified 81 plant species used globally for hunting, fishing and other purposes. The tables below present a comprehensive overview of the ethno-botanical uses, detailing their scientific names, families, growth habits, parts utilized,

reported locations, and specific applications, as well as its broader global distribution. The accompanying graphs illustrate the distribution of reported plant species across different families, continents, and specifically within Asia, which accounted for more than 60% of the reported species. This data underscores the extensive reliance on and rich diversity of plant species in traditional practices worldwide.

## DISCUSSION

## Fish Poisons

Various plants across different regions have been traditionally utilized for their toxic properties to stupefy and capture fish. In Nepal, *Senegalia catechu* (Fabaceae, small tree) and *Phyllanthus emblica* L. (Phyllanthaceae, small deciduous tree) have been mostly used as fish poisons, employing the bark of the plants. In China, *Derris scabridicaulis* (Franch.) Gagnep. (Fabaceae, liana) and *Hydrocotyle javanica* Thunb. (Araliaceae, herb) have traditionally been used as fish poisons, utilizing the roots of the former and the entire plant of the latter. This practice extends to the Andaman and Nicobar Islands, where *Cissampelos pareira* L. (Menispermaceae, climbing vine) and *Derris andamanica* Prain (Fabaceae, climbing vine) are employed, with the roots and leaves of *C. pareira* and only the roots of *D. andamanica* used for poisoning fish. In Pakistan, several plant species have been documented for similar uses, including *Albizia chinensis* (Osbeck) Merr. (Fabaceae, tree), *Leptopus cordifolius* Decne. (Phyllanthaceae, shrub), *Artemisia vulgaris* L. (Asteraceae, herb), *Buddleja asiatica* Lour. (Scrophulariaceae, shrub), and various members of the Polygonaceae family such as *Persicaria capitata* (Buch-Ham. ex D. Don) H. Gross, *Persicaria hydropiper* (L.) Delarbre, and *Persicaria maculosa* Gray. Different parts of these plants have been used depending on the species, reflecting region-specific ethnobotanical knowledge.

Similarly, a study has examined the toxicological properties of five ethno-fishery plants using the Brine Shrimp Lethality Assay (BSLA). All species have demonstrated high toxicity ( $LC_{50} \leq 100 \mu\text{g/ml}$ ), with *D. scandens* exhibiting the highest toxicity ( $LC_{50} = 0.14$ ) after 12 hours of incubation. These toxic plants have played a vital role in rural livelihoods, but excessive concentrations in biological systems have posed significant health risks to frequent consumers [31]. These findings have highlighted the importance of traditional knowledge in identifying plants with piscicidal properties and their potential applications.

## Insect Repellents

Plants have also been traditionally used to repel insects. In India, the leaf of *Ageratum conyzoides* L. (Asteraceae, Herb) has been employed, and the leaf juice of *Chromolaena odorata* (L.) R.M.King & H.Rob. (Asteraceae, Shrub) has been used as an insect repellent. In China, *Hydrangea febrifuga* Lour. (Hydrangeaceae, shrub) has traditionally been used for mosquito repellent purposes, with its branches employed to deter insects. In Pakistan, the smoke from burning the whole plant of *Ipomoea hederacea* Jacq. (Convolvulaceae, herb) has been used as a mosquito repellent. Additionally, *Isodon rugosus* (Wall. ex Benth.) Codd (Lamiaceae, herb) has been used for repelling both mosquitoes and mites, with its leaves and flowers being the active parts.

In line with traditional practices, a study has evaluated the toxic effects of plant extracts on various pests. Aphids have been found to be the most susceptible, with 100% mortality having been

observed within 24 hours across all tested extracts. Bioassays with lower concentrations have identified specific extracts as highly toxic to aphids, with further fractionation having revealed the butanol fraction to be the most active. This fraction has exhibited high mortality in aphids at very low concentrations, demonstrating the insecticidal properties of plants and their potential for development as botanical insecticides, particularly against pests [32].

### Animal Entrapments

In various regions, plants are used for capturing other animals. In China, *Viburnum cylindricum* Buch-Ham. ex D. Don (Adoxaceae, Tree) employs burgeon to repel fleas, while *Sinocrassula densirosulata* (Praeg.) Berger (Crassulaceae, Herb) is used to attract lizards for egg collection. In Kenya, *Acokanthera oppositifolia* (Apocynaceae, Shrub) uses roots, stems, leaves, twigs, and edible fruits as arrow poisons and bird trapping. In Pakistan, *Catharanthus roseus* L. (Apocynaceae, Herb) uses the whole plant to remove maggots from animal ulcers, and *Conium maculatum* Linn. (Apiaceae, Herb) is harmful to humans and is used to kill animals. *Nerium oleander* L. (Apocynaceae, Shrub) employs the whole plant as a rat poison and to destroy maggots, and *Xanthium strumarium* L. (Asteraceae, Herb) uses leaves to expel maggots. Additionally, the latex from the bark of the *Ficus benjamina* (Moraceae) is used in bird traps.

*Prunus arabica* Olivier (Rosaceae, shrub) is reported in Iran, where its fruit is traditionally used for sedative purposes. Studies have shown that extracts from *Prunus arabica* exhibit concentration-dependent cytotoxic effects on breast and esophageal cancer cell lines [33]. Similarly, *Viscum album*, a shrub in the Santalaceae family, is used in Iran for its sedative properties, with research identifying viscumin, a toxic protein responsible for the cytotoxic activity in mistletoe extracts. These findings highlight the dual therapeutic and toxic potential of these plants [34].

Other than the plants listed above there are few tribal communities worldwide who utilizes plants for various purposes till date. *Phoenix dactylifera* (Arecaceae, tree), is reported in Iran, where its fruit is known to be toxic to ruminants. This is consistent with the study of the BaYaka pygmies of the Central African Republic who rely on plants in various ways for survival. They use certain plants to attract caterpillars or bees, making it easier to gather caterpillars for food or collect honey, which is an essential part of their diet. Additionally, the BaYaka utilize specific plants containing toxins to poison monkeys or fish for hunting. By applying these plant-based poisons to their tools or using them strategically, they secure important sources of protein. These practices, known as "foraging uses," are vital aspects of BaYaka life, involving the search, gathering, and hunting of food and resources from their natural environment. This demonstrates the BaYaka's deep connection and adaptation to their rainforest ecosystem [35]. Also, The Baka hunter-gatherers of Cameroon also use plants for hunting and fishing purposes [36].

The following statistical data (Fig. 1, 2 and 3) illustrate the distribution of reported plant species across different families, continents, and specifically within Asia, which accounted for more than 60% of the reported species. This data underscores the extensive reliance on and rich diversity of plant species in traditional practices worldwide.

The plant inventory highlights a diverse range of species, shaped by ecological, historical, and human influences. Some plants

adapt to specific environments, while others spread globally through natural dispersal and human activities like trade and cultivation. Historical events and invasive species further impact distributions, emphasizing the need for conservation to protect ecosystems amid global environmental changes [37].

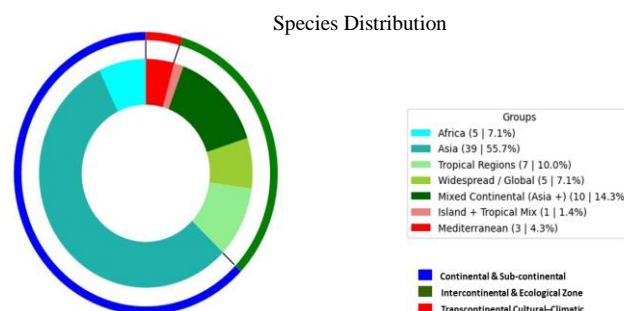


Fig. 2 A Pie chart showing the reported species distribution

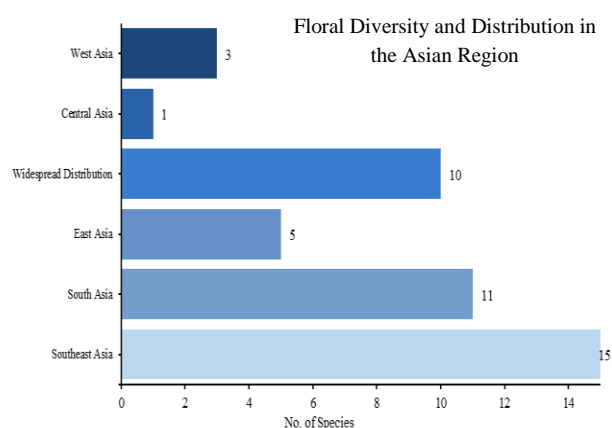


Fig. 3 Graphical representation of plant species distribution in Asia

Among the reported species in this paper the Fabaceae family exhibited the highest number of poisonous plant species, totaling 14. The Fabaceae family include plants like *Derris elliptica* and *Brachypterum scandens*, both of which are known for containing rotenone [38, 39]. Rotenone is a naturally occurring compound found in the roots of certain plants belonging to the genera such as *Derris*, *Lonchocarpus*, and *Tephrosia* of the same family. While rotenone is effective against certain pests and has been used traditionally for fishing, it's also highly toxic to a wide range of other organisms, including mammals, birds, and aquatic invertebrates [40]. Phyllanthaceae and Apocynaceae families featured 5 species each. Conversely, several families, such as Adoxaceae, Apiaceae, Arecaceae, Araliaceae, Burseraceae, Cannabinaceae, Euphorbiaceae, Hypericaceae, Hydrangeaceae, Loganiaceae, Moraceae, Papaveraceae, Passifloraceae, Poaceae, Primulaceae, Rhamnaceae, Ranunculaceae, Rutaceae, Santalaceae, Sapindaceae and Urticaceae each of them contributed only one plant species. Moreover, families like Annonaceae, Combretaceae, Convolvulaceae, Crassulaceae, Menispermaceae, Polygonaceae, Rosaceae, and Solanaceae showed moderate diversity, hosting 3 to 4 species.

Asia hosts the highest number of plant species recorded in the dataset, a result of its vast ecological diversity, complex climatic conditions, and extensive history of botanical exploration. Southeast Asia, in particular, stands out as a biodiversity hotspot, characterized by tropical rainforests, montane forests, and varied microclimates that support extensive plant endemism and



speciation. The region's climatic factors, including high humidity, monsoonal rainfall, and temperature gradients, create optimal conditions for diverse plant growth and adaptation. Additionally, indigenous communities throughout the Asian subcontinent have contributed to plant conservation by integrating flora into cultural traditions, medicinal practices, and sustainable utilization, inadvertently protecting species from endangerment. Traditional ecological knowledge regarding toxic and medicinal plants has facilitated species persistence, influencing hunting techniques, ethno-botanical applications, and ecosystem interactions. Combined with Asia's vast geographical expanse, heterogeneous landscapes, and long-standing human interactions with plant diversity, these factors reinforce the continent's prominence in global botanical wealth and species richness.

### Limitations of the Study

The study raises ethical concerns regarding the use of toxic plants, especially in contexts involving animals, pest control, or traditional hunting practices. It emphasizes traditional uses over detailed phytochemical or toxicological analyses, which may limit scientific interpretation. Although the data is relevant, the ethno-botanical information is based on selective documented regions and may not fully reflect the global diversity of toxic plant use. Many indigenous practices remain underrepresented, particularly in areas where field research is yet to be conducted. Moreover, the dynamic nature of traditional knowledge—affected by modernization, habitat loss, and cultural assimilation—may limit the current relevance or continuity of some practices.

### CONCLUSION

The study highlights the significant role of plant species in traditional hunting and fishing practices worldwide, showcasing a rich diversity of ethnobotanical uses. Plants serve not only as fish poisons and insect repellents but also as tools for animal entrapment, reflecting a deep-rooted connection between indigenous communities and their natural environment [47] [48]. Also, the list of plant species that have been reported in this paper presents a diverse collection of species spanning continents, with the Fabaceae family containing the highest number of poisonous species. Asia, particularly Southeast Asia, stands out as the region with the highest occurrence of these plants, driven by its varied ecosystems, extensive history of botanical exploration, and the rich traditional knowledge of indigenous communities. This intricate knowledge underscores the importance of preserving traditional ecological wisdom and biodiversity, ensuring these practices and the species they depend on continue to thrive.

### Author's Contribution

Sanchari Bhattacharjee contributed to data curation, writing, and editing of the manuscript's original draft. Dr. Jyotchna Gogoi provided critical review and editing of the manuscript, along with supervision of the project. Dr. Indrani Barman also contributed to manuscript review and provided supervision throughout the project.

### Funding

The author(s) declare that there was no funding obtained for this review.

### Acknowledgments

We are grateful to Assam Downtown University for their invaluable support during the preparation of this review.

### Conflict of Interest

The authors declare that there is no conflict of interest regarding the publication of this review article.

### REFERENCES

- Chaboo C.S., Hitchcock R.K., Bradfield J., Wadley L. Beetle and plant arrow poisons of the San people of southern Africa. In: Wexler P. (eds.) *Toxicology in antiquity*. Academic Press. 2019;11-71.
- Vijayakumar A., Shobha G., Moses V., Soumya C. A review on various types of toxins. *Pharmacophore*; 2015; 6(4).
- Aljamali N.M., El-Taei F.W., Alasady D. Review on Types of Toxins (Pharmaceutical, Biological, Chemical). *Global Academic Journal Pharmacy and Drug Research*. 2021; 3.
- Katewa S.S., Galav P.K., Nag A., Jain A. Poisonous plants of the southern Aravalli hills of Rajasthan. *Indian Journal of Traditional Knowledge*. 2008; 7(2):269-272
- Sharma P., Sharma D.K., Wadhwa D.R. Common poisonous plants affecting livestock of Himachal Pradesh: A Review. *Himachal Journal of Agricultural Research*. 2022; 47(2):129-137.
- Rates S.M.K., Betti A.H., Müller L.G., and Nunes J.d.M. Plant toxins as sources of drugs. In: P. Gopalakrishnakone P., Carlini C.R., Ligabue-Braun R (eds.) *Plant Toxins*. Dordrecht: Springer Netherlands. 2015; 1–21
- Milliken W., Albert B., Gomez G.G. *Yanomami: A forest people*, Royal Botanic Gardens, Kew. 1999
- Bisset N.G., Mazars G. Arrow Poisons in South Asia Part 1. Arrow Poisons in Ancient India. *Journal of ethnopharmacology*. 1984; 12(1): 1-24.
- Hillman D. Ancient Mystery Initiation: Toxic Priestesses and Vaginal Communion. In: Wexler P (eds.) *Toxicology in Antiquity*. Academic Press. 2019;363-386.
- Aiyar N.S. Certain Facts Regarding the Poison-Lore of the Hindus. *The Indian Medical Gazette*. 1896.
- Afshari R. Use of chemical warfare agents in ancient history: The case of persians and romans in Dura-Europos, Modern Syria in 256 CE. *Asia Pacific Journal of Medical Toxicology*. 2018;7(3): 54-9
- Bakhtiar L. *The canon of medicine (Vol. 1)*. Kazi Publications. 1999
- Liu Y. *Toxic Cures: poisons and medicines in medieval China*. Harvard University. 2015
- Liu Y. *Poisonous Medicine in Ancient China*. *Toxicology in Antiquity*. New York, NY: Elsevier. 2019; 431-439.
- Fruehauf H. The flagship remedy of Chinese medicine: reflections on the toxicity and safety of aconite. *Journal of Chinese Medicine*. 2012;(100):36.
- Jerin J. P., & Samaran, R. The role of alkaloids—strychnine & brucine of *Strychnos nux vomica* as a wonderful medicine for many clinical conditions through homoeopathic preparations. *International Journal of Botany Studies*. 2021; 6(4): 506-510.
- Gellin G.A., Wolf C.R., Milby TH. Poison ivy, poison oak, and poison sumac. *Archives of Environmental Health: An International Journal*. 1971;22(2):280–286.
- Kadam S.D., Chavhan S.A., Shinde S.A., Sapkal P.N. Pharmacognostic review on *Datura*. *Research Journal of Pharmacology and Pharmacodynamics*. 2018;10(4):171–178.
- Sharma M., Dhaliwal I., Rana K., Delta A.K., Kaushik P. Phytochemistry, pharmacology, and toxicology of *Datura* species—A review. *Antioxidants*. 2021;10(8):1291.
- Makbul S.A.A., Rahman S. Commonly used poisonous medicinal plants in Unani system of medicine. In: Arunachalam, K., Yang, X., Puthanpura Sasidharan, S. (eds) *Bioprospecting of tropical medicinal plants*. Springer Nature Switzerland. 2023;1457–1478.
- Islam A. Origin and development of Unani medicine: An analytical study. *Intellectual Discourse*. 2018; 26(1).
- Poulakou-Rebelakou E., Karamanou M., George A. The impact of ancient Greek medicine in India: The birth of Unani medicine. *Acta Medico-Historica Adriatica*. 2015;13(2):323–328.
- Díaz González G.J. *Plantas tóxicas de importancia en salud y producción animal en Colombia*. Colombia: Editorial Universidad Nacional de Colombia; 2010.



24. Al-Snafi AE. Medicinal plants possess sedative and anxiolytic effect with emphasis on their mechanisms of action. *GSC Biological and Pharmaceutical Sciences*. 2021;17(3):61–77.
25. Shanaida M, Golembiovskaya O, Jasicka-Misiak I, Oleshchuk O, Beley N, Kernychna I, Wiczorek PP. Sedative effect and standardization parameters of herbal medicinal product obtained from the *Ocimum americanum* L. herb. *European Pharmaceutical Journal*. 2021;68(1):1–9.
26. Battilani P., Costa L.G., Dossena A., Gullino ML, Marchelli R., Galaverna G, Gualla A. Scientific information on mycotoxins and natural plant toxicants. *EFSA Supporting Publications*. 2009;6(9):24E.
27. Eldeen I.M., Effendy M.A., Tengku-Muhammad T.S. Ethnobotany: Challenges and future perspectives. *Research Journal of Medicinal Plants*. 2016;10(6–7):382–387.
28. Süntar I. Importance of ethnopharmacological studies in drug discovery: Role of medicinal plants. *Phytochemistry Reviews*. 2020;19(5):1199–1209.
29. Raghunathan V. Integrated pest management: Ecofriendly approach. *The Hindu Survey of Indian Agriculture*. 1996;155.
30. Rathore S., Chandola M., Raghuvanshi R., Kaur M., Singh K.V. Indigenous pest management practices of Indian hill farmers: Introspecting their rationale and communication pattern for secure ecosystems. *Sustainability*. 2021;13(21):11608.
31. Wangpan T., Rongsak N., Taka T., Tesia P., Giba J., Tangjang S. Toxicity evaluation of some plants used in ethnofishery in Arunachal Pradesh, India. *Toxicon*. 2023;228:107109.
32. Khan S., Taning C.N.T., Bonneure E., Mangelinckx S., Smaghe G., Shah M.M. Insecticidal activity of plant-derived extracts against different economically important pest insects. *Phytoparasitica*. 2017;45:113–124.
33. Mahmood M.A., Abd A.H., Kadhim E.J. Assessing the cytotoxicity of phenolic and terpene fractions extracted from Iraqi *Prunus arabica* on AMJ13 and SK-GT-4 human cancer cell lines. *F1000 Research*. 2023;12:433.
34. Olsnes S., Stirpe F., Sandvig K., Pihl A. Isolation and characterization of viscumin, a toxic lectin from *Viscum album* L. (mistletoe). *Journal of Biological Chemistry*. 1982;257(22):13263–13270.
35. Salali G.D., Chaudhary N., Thompson J., Grace O.M., van der Burgt X.M., Dyble M., Migliano A.B. Knowledge-sharing networks in hunter-gatherers and the evolution of cumulative culture. *Current Biology*. 2016;26(18):2516–2521.
36. Fongzossie E.F., Ngansop M.T., Oishi T., Biwolé A.B., Biye E.H., Ichikawa M. Traditional knowledge of plants used in hunting and fishing practices among Baka hunter-gatherers of eastern Cameroon. *Journal of Ethnobiology and Ethnomedicine*. 2023;19(1):1.
37. Lu M. The research progress on phytogeography: Global plant distribution patterns and environmental driving mechanisms. *Geographical Research Bulletin*. 2025;4:3–25.
38. Phairoh K., Hongsing P. Pharmacognostic specification and rotenone content in *Derris elliptica* stems. *Pharmacognosy Journal*. 2021;13(1):124–132.
39. Rao N.V.S., Seshadri T.R. Chemical examination of plant insecticides. *Proceedings – Mathematical Sciences*. 1946;24(4):365–374.
40. Roark R.C. A review of the insecticidal uses of rotenone and rotenoids from *Derris*, *Lonchocarpus* (cube and timbo), *Tephrosia*, and related plants. U.S. Department of Agriculture, Bureau of Entomology and Plant Quarantine. 1945.
41. Omino E.A., Kokwaro J.O. Ethnobotany of Apocynaceae species in Kenya. *Journal of Ethnopharmacology*. 1993;40(3):167–180.
42. Kenubih A., Belay E., Lemma K. Evaluation of the antimicrobial activity of leaf extracts of *Acokanthera schimperi* against various disease-causing bacteria. *Journal of Experimental Pharmacology*. 2021;7(13):889–899.
43. Chen W.Y., Yang T., Yang J., Qiu Z.C., Ding X.Y., Wang Y.H., Wang Y.H. Wild plants used by the Lhoba people in Douyu Village, characterized by high mountains and valleys, in southeastern Tibet, China. *Journal of Ethnobiology and Ethnomedicine*. 2021;17:46.
44. Ghosh A. Survey of ethno-medicinal climbing plants in Andaman and Nicobar Islands, India. *International Journal of Pharmacy & Life Sciences*. 2014;5(7):3671–3677.
45. Choudhury C., Rasila Devi M., Bawari M., Sharma G.D. Ethno-toxic plants of Cachar district in Southern Assam with special reference to their medicinal properties. *Assam University Journal of Science and Technology*. 2011;7(1):89–95.
46. Kayani S., Ahmad M., Hussain M., Zafar M., Khan M.A., Shah G.M. Ethnotoxic profile of poisonous plants of Kaghan Valley, Western Himalayas, Pakistan. *Journal of Animal & Plant Sciences*. 2017;27(1):128–135.
47. Yumnam J.Y., Tripathi O.P. Ethnobotany: Plants used in fishing and hunting by Adi tribe of Arunachal Pradesh. *Indian Journal of Traditional Knowledge*. 2013;12(1):157–161.
48. Pullaiah T., Krishnamurthy K.V., Bahadur B., Ethnobotany of India, Volume 3: North-East India and the Andaman and Nicobar Islands. 1st ed. Apple Academic Press; 2017.
49. Kulakkattolickal A.T. Piscicidal plants of Nepal: Preliminary toxicity screening using grass carp (*Ctenopharyngodon idella*) fingerlings. *Journal of Ethnopharmacology*. 1987;21(1):1–9.
50. Li S., Zhang Y., Guo Y., Yang L., Wang Y. Monpa, memory, and change: an ethnobotanical study of plant use in Mêdog County, South-east Tibet, China. *Journal of Ethnobiology and Ethnomedicine*. 2020;16:1–26.
51. Kuete V. Toxic plants used in African traditional medicine. In: Kuete V (eds.) *Toxicological Survey of African Medicinal Plants*. Elsevier. 2014;135–180.
52. Billote W.J.S.M., Alcantara P.C., Cadid D.E.C., Reyes K.I.C.D., Entela A.M.D., Gabotero M.A., Ponce R.G. Effectiveness of *Ficus benjamina* “Vaditi” and *Artocarpus treculianus* Elm. “Tipuho” sap extracts as non-chemical rodent trap. *JPAIR Multidisciplinary Research*. 2020;40:1–16.
53. Swathi S., Lakshman K. Photochemistry and pharmacological bioactivities of *Lannea coromandelica*: A review. *Innovare Journal of Medical Science*. 2022;10(5).
54. Bahmani M., Rafieian-Kopaei M., Avijgan M., Hosseini S., Golshahi H., Eftekhari Z., Gholizadeh G.H. Ethnobotanical studies of medicinal plants used by Kurdish owners in south range of Ilam Province, West of Iran. *American-Eurasian Journal of Agricultural & Environmental Sciences*. 2012;12(9):1128–1133.
55. Hosseini H., Katebi F. Agricultural and weed plants as the main ethnobotanical sources in the Jahrom County, Fars Province, Iran. *Journal of Medicinal Plants and By-Products*. 2023.